



The Cycla Single-up Vertical is an economical, wall-mounted rail design to safely secure bicycles in an efficient vertical layout.

The product has the capacity to hang one bike by the front wheel, in accordance with the requirements set out in AS2890.3 Class 3 level bicycle parking security.

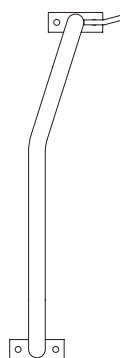
Available in a range of high grade finishes, the Cycla Single-up Vertical is a space-saving solution, ideal for end of trip facilities and garage settings.

**Product features**


- Capacity to hang one bike by the front wheel using a pin (instead of a cradle, which can cause damage to mud guards)
- Heavy duty construction
- Anti-theft shear nuts
- Plastic sleeve on hanging pins for wheel protection
- Conforms to AS2890.3-2015 Class 3 security

**Technical Details**

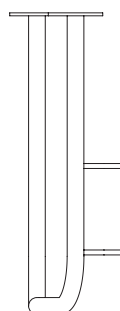
Fixing Options	Wall mounted (as standard)  Optional stand-alone mounting frame (on request)
Material	Stainless Steel 304
Dimensions (approx)	700mm height 230mm width 610mm depth
Construction	33mm O.D. pipe x 2.7mm wall



Front elevation



Side elevation



Plan